



# Clearmeadow PS

September 9, 2020

Welcome Back Information

**Inspire** Learning!

**We missed you!**



**Welcome to our new students!**

# Thank you for your support and patience!

Dear Clearmeadow PS Families,

Preparations for the 2020/2021 school year have been like no other year. Thank you for your patience as we continue to learn more every day. We have created this document to help summarize the new Health and Safety protocols and procedures that we will be following, to maximize student and staff safety while at school. All plans are based on direction from the Ministry of Education and information shared from our school board, while we work in close alignment with Public Health.

The changes to school routines are significant and will take time for all to learn. Thank you for helping to prepare your child/ren for the many safety protocols. We know that changes will continue to occur as the year evolves. We thank you for working with us as partners to help keep everyone safe and well. We will continue to keep you informed in the coming days and weeks ahead.

Sincerely,

*Janine Stutt and Ingrid Legros*

*Principal*

*Vice Principal*

**Inspire** Learning!



# For Your Review

If you haven't yet read the Reopening Plan or viewed the videos, these provide a glimpse into how school will look for Fall 2020:

[Fall 2020 School Reopening Plan, YRDSB](#)

[YRDSB School Reopening Video, Kindergarten](#)

[YRDSB School Reopening Video, Elementary](#)

# Reminder from Sept. 2 Email: Staggered Entry Days

Sept. 10 - SK and Gr. 1-8 with surname beginning A-L

Sept. 11 - SK and Gr. 1-8 with surname beginning M-Z

Sept. 14 - SK and Gr. 1-8 with surname beginning A-L, plus JK with surname beginning A-L

Sept 15 - SK and Gr. 1-8 with surname beginning M-Z, plus JK with surname beginning M-Z

Sept. 16 - SK, all Gr. 1- 8 students, plus JK with surname beginning A-L

Sept. 17 - SK, all Gr. 1-8, JK with surname M-Z

Sept 18 - We are all here, JK-Gr. 8!

# Who is my teacher?

You can find the name of your child's teacher as of Wednesday, Sept. 9, within Edsby. An email was sent Tuesday, from YRDSB, with instructions.

## Clearmeadow P.S. Homerooms 2020/2021

If you see a Class code within Edsby, but do not see a teacher's name, please check here, to match the Class Code with the Teacher Name.

Room	Class Code	
103	ICK12A	K. Grant / S. Shaw
104	ICK12B	W. Roberts / T. Bell
110	ICK12C	C. Harris / L. Hunter
109	ICK12D	Y. Cristofoli / S. Richards
107	ICK2A1A	L. Tomou
132	IC1A (AM)	S. Carr (M. Goodman)
	IC1A (PM)	M. McKeown
111	IC12A	A. Ahrens
115	IC2A	E. Wood
128	IC2B	C. Dinsdale
116	IC2C	L. Ferguson
113	IC3A	T. Kell (SSCA GR3)
114	IC3B	J. Burrows
250	ICR3C	S. Scobbie
120	IC4A	S. Horner
119	IC4B	K. Kenny (SSCA GR4)
254	IC45A	C. Delaney
226	IC5A	L. Roberts (SSCA GR5)
208	IC56A	J. Grant
251	IC6A	J. Campbell (SSCB GR6)
213	IC6B	J. Stewart
230	IC7A	A. Norman
202	IC7B	N. Sellers (SSCB GR7)
231	IC7C (AM)	M. Mako
	IC7C (PM)	K. Brown
223	IC8A	C. Berman
217	IC8B	B. Rawlins (SSCB GR8)
218	IC8C	B. Cook
201	ICCCAA	V. Guizzetti
225	ICSSCA	M. Richardson (GR 3/4/5)
252	ICSSCB	K. Simpson (GR 6/7/8)

(IC = In Class)

# **Where will I meet my teacher on my first 2 days at school?**

Every class from Grades 1-8 will have a designated zone in the school yard, to meet their teacher, Sept. 10/13 (A-L) or Sept. 11/15 (M-Z).

This is the same location that the teacher will dismiss their class from at the end of every day.



# Yard Zones for Daily Dismissal & Practicing Entry Procedures Sept. 10-15

## Classroom Zones



Ahrens  
Kell  
Ferguson



Dinsdale  
Goodman  
Roberts



Mako  
Norman  
Kenny  
Horner



## Classroom Zones



Rawlins  
Cook  
Berman



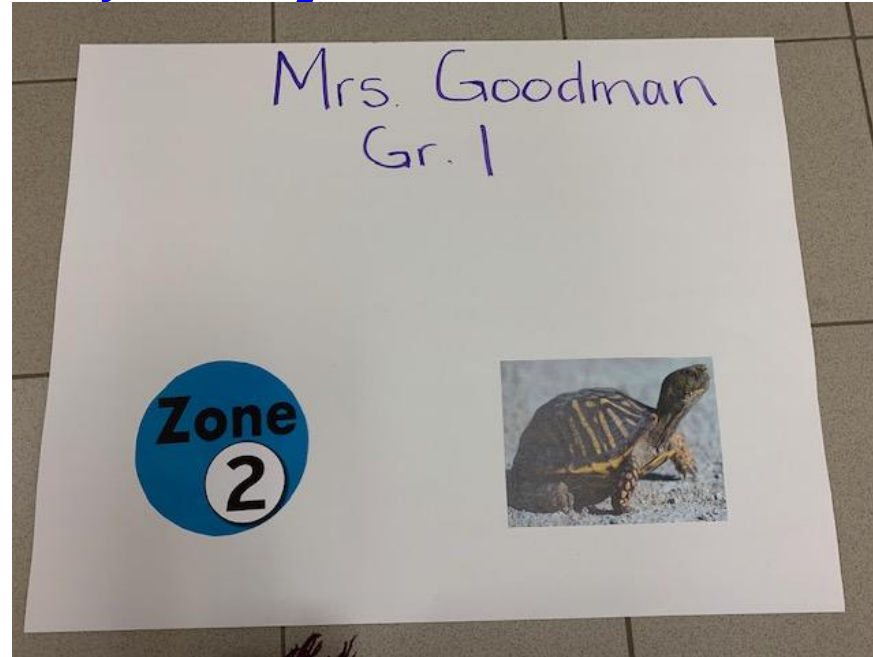
Stewart  
Campbell  
Burrows  
Scobbie  
Wood



Sellers  
Grant  
Delaney

\*\*\*\*Students will meet their teacher on the first 2 mornings (Sept. 10/14 or Sept. 11/15) in their designated zone (1-6). \*\*\*\*At the end of the day, teachers will dismiss their class from their zone. If a parent needs to pick up their Gr. 1-8 child, they will pick up from the designated zone.

**Your teacher will be holding a sign  
like this, so you can find them**



**Your class  
will also  
have an  
assigned  
door/gate  
for entry  
and exit**

<b>Teacher</b>	<b>Entry/Exit Door</b>	<b>Dismissal Zone</b>
<b>FDK &amp; Y2/1</b>		
Grant/Shaw (103)	Gate #1	Gate #1
Roberts/Bell (104)	Gate #1	Gate #1
Tomou (107)	Gate #2	Gate #2
Cristofoli/Richards (109)	Gate #3	Gate #3
Harris/Hunter (110)	Gate #4	Gate #4
<b>Grades 1-8</b>		
Ahrens	Coyote – Stair 2	Zone 1
Kell	Coyote – Stair 2	Zone 1
Sellers	Coyote – Stair 2	Zone 6
Grant	Coyote – Stair 2	Zone 6
Delaney	Coyote – Stair 2	Zone 6
Ferguson	Bear – Stair 3	Zone 1
Burrows	Bear – Stair 3	Zone 5
Wood	Bear – Stair 3	Zone 5
Stewart	Bear – Stair 3	Zone 5
Scobbie	Bear – Stair 3	Zone 5
Campbell	Bear – Stair 3	Zone 5
Roberts	Owl – Stair 1	Zone 2
Mako	Owl – Stair 1	Zone 3
Norman	Owl – Stair 1	Zone 3
<u>Guizzetti</u>	Owl – Stair 1	Front Door
Dinsdale	Turtle – Stair 4	Zone 2
Goodman	Turtle – Stair 4	Zone 2
Horner	Turtle – Stair 4	Zone 3
Kenny	Turtle – Stair 4	Zone 3
Rawlins	Turtle – Stair 4	Zone 4
Cook	Turtle – Stair 4	Zone 4
Berman	Turtle – Stair 4	Zone 4
SSCA (Richardson)	Will follow homeroom teacher's entrance and exit schedule	
SSCB (Simpson)	Will follow homeroom teacher's entrance and exit schedule	

# Entry/Exit Doors for Grades 1-8

Door/Stair 1 is Owl door; Door/Stair 2 is Coyote door;

Door/Stair 3 is Bear Door; Door/Stair 4 is Turtle Door

## Classroom Zones

- Zone 1** Ahrens   
Kell  
 Ferguson
- Zone 2** Dinsdale   
Goodman  
Roberts 
- Zone 3** Mako   
Norman  
Kenny   
Horner



## Classroom Zones

- Zone 4** Rawlins  
Cook  
 Berman
- Zone 5** Stewart  
Campbell  
 Burrows  
Scobbie  
Wood
- Zone 6** Sellers  
Grant  
 Delaney

\*\*\*\* The animal represents the door/stairwell in which the class will enter and exit the building for any reason - arrival, recess, lunch recess, gym, and dismissal.

# Kindergarten Students will be met at their gate

- They will enter the gate and walk to their classroom one at a time
- One of their educators will be at the door to greet them and begin morning routines



# Kindergarten and K/1 Entry/Exits



Kindergarten Gate 1 and 2 through  
the first fenced area  
Gate 1 - Grant/Shaw  
          Roberts/Bell  
Gate 2 - Tomou



Kindergarten Gate 3 from side of  
school, through the second fenced  
area  
Cristofoli/Richards



Kindergarten Gate 4 from back of  
school, through the second  
fenced area  
Harris/Hunter

\*Please note a Shade Umbrella is also being installed in the second fenced area.

# New Routines: Free Entry as of Sept. 16 and Staggered Recess and Lunches

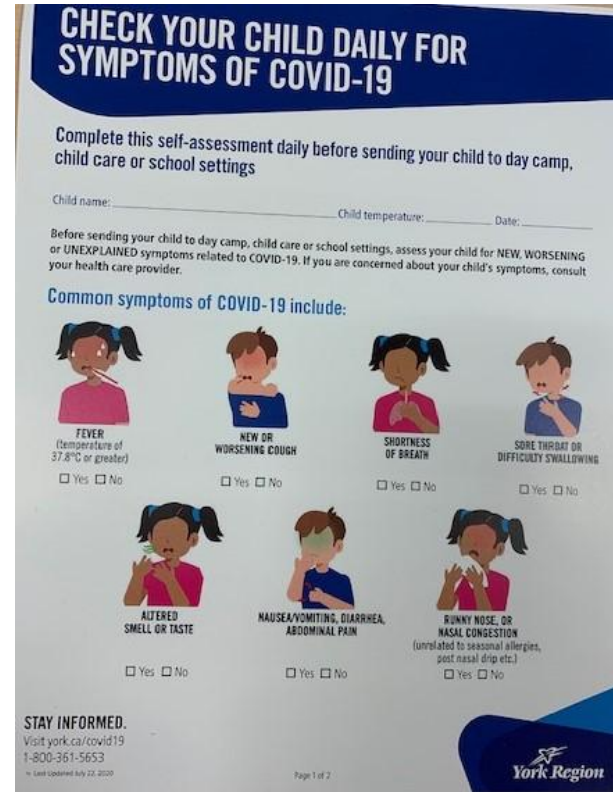
Staggered Recess and Lunch Times allow for optimal social distancing while outside. This has been recommended for all schools.

## At Clearmeadow PS:

- 8:45 am-Supervision begins. Beginning on Sept. 16, all students will begin a free entry through their designated door/stairwell
- 8:45-9:00 am-Supervision will be at each entry door and in hallways
- Students will enter one at a time, maintaining social distancing and following directional arrows on the floors to their classroom
- They will sit at their assigned desk and chair and begin their morning routine, established by the teacher
- 9:00 am-Instruction begins (Please be on time)
- First Recess/Lunch time - 10:10-10:30 am, 12:00-1:00 pm
- Second Recess/Lunch time - 10:40-11:00 am, 12:40-1:40 pm
- 3:20 pm-Dismissal by teacher from Designated Zone Outside

# Every morning, please remember to:

- Use this screening [checklist](#) for each child attending school
- Keep your child home if they are exhibiting any symptoms from the checklist
- Enter your child's absence into EDSBY so the school is aware










**CHECK YOUR CHILD DAILY FOR SYMPTOMS OF COVID-19**

Complete this self-assessment daily before sending your child to day camp, child care or school settings

Child name: \_\_\_\_\_ Child temperature: \_\_\_\_\_ Date: \_\_\_\_\_


Before sending your child to day camp, child care or school settings, assess your child for NEW, WORSENING or UNEXPLAINED symptoms related to COVID-19. If you are concerned about your child's symptoms, consult your health care provider.

Common symptoms of COVID-19 include:

 <p><b>FEVER</b> (temperature of 37.8°C or greater)</p> <p><input type="checkbox"/> Yes <input type="checkbox"/> No</p>	 <p><b>NEW OR WORSENING COUGH</b></p> <p><input type="checkbox"/> Yes <input type="checkbox"/> No</p>	 <p><b>SHORTNESS OF BREATH</b></p> <p><input type="checkbox"/> Yes <input type="checkbox"/> No</p>	 <p><b>SORE THROAT OR DIFFICULTY SWALLOWING</b></p> <p><input type="checkbox"/> Yes <input type="checkbox"/> No</p>
 <p><b>ALTERED SMELL OR TASTE</b></p> <p><input type="checkbox"/> Yes <input type="checkbox"/> No</p>	 <p><b>NAUSEA/VOMITING, DIARRHEA, ABDOMINAL PAIN</b></p> <p><input type="checkbox"/> Yes <input type="checkbox"/> No</p>	 <p><b>RUNNY NOSE, OR NASAL CONGESTION</b> (unrelated to seasonal allergies, post nasal drip etc.)</p> <p><input type="checkbox"/> Yes <input type="checkbox"/> No</p>	

**STAY INFORMED.**  
Visit [york.ca/covid19](http://york.ca/covid19)  
1-800-361-5653  
© Last updated July 22, 2020

Page 1 of 2





# Daily To Do List: Attached in this email

## Return to School Elementary Daily Checklist



This year, we have new health and safety measures in place to help keep students and staff safe from the spread of COVID-19. Everyone, including families, plays a critical role in supporting health and safety in our school communities.

### Every day, please

#### Screen your child for symptoms of COVID-19 and keep them home if they:

- Feel sick or have symptoms of COVID-19
  - Have been in close contact with someone who is sick or has confirmed COVID-19 in the past 14 days
  - Have returned from travel outside of Canada in the past 14 days
- 
- Provide multiple snug and comfortable **masks (at least 3)** for your child, so they have back-ups ready. We suggest separate bags to store clean and dirty masks and a pouch or fanny pack to hold them. Wash cloth masks daily.
  - Review and practice proper **hand washing** techniques at home, especially before and after eating, sneezing, coughing, and adjusting a mask or cloth face covering.
  - Pack a full **water bottle** and practice providing a **litterless/boomerang** lunch and snacks daily. Sharing of food is not allowed and garbage will be sent home to help keep our schools clean. Please remember that lunches **cannot** be dropped off at school.
  - If you send **school supplies**, such as crayons and scissors, please store them in a labelled pencil case and inform your child to avoid sharing.
  - Dress your child in **weather appropriate clothing**; they may be spending more time outdoors.
  - Make sure your information is current at school, including **emergency contacts** and individuals authorized to pick up your child from school. When they are sick, pick up your child promptly.
  - Follow your school's **local protocols**, including drop off and pick up protocols and using the designated entry doors.
  - Remind your child of **physical distancing** and following the flow of traffic and other measures in place at school.
  - Limit **personal belongings** being brought to school - students/parents to assess their backpacks for extraneous items daily.
  - Please be **patient and flexible** as we adjust to these new measures to help keep everyone safe.

# Remember to bring:

- Masks
- Water Bottle, filled with water
- Snack for recess
- Lunch
- Hat
- Wear sunscreen on hot days
- Change of clothes for K and Gr. 1

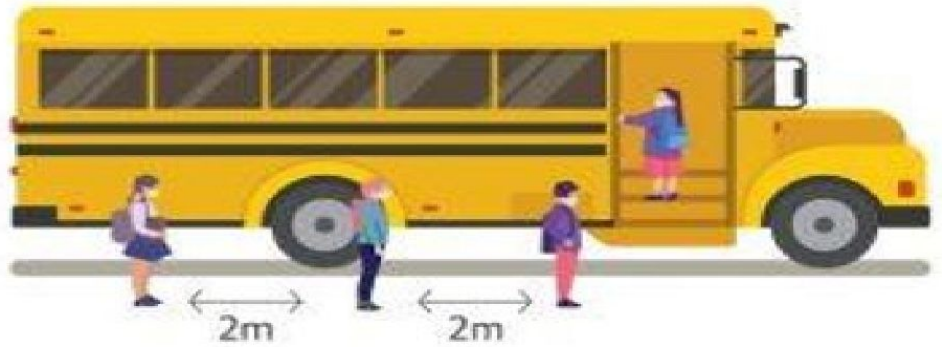
# **Practice How to Safely Wear a Face Covering with your Child**

[York Region Public Health - How to Safely Wear a Face Covering](#)

# Driving to School for Drop Off or Pick Up - Please Walk!

- Please walk to school if you are close enough to do this.
- Please give yourself extra time if driving, as we anticipate increased traffic.
- If you choose to drop off in the Kiss N Ride zone, please note you cannot get out of your car. A supervisor on duty will open the door and help your child to safely exit the car. This is a continuous loop only.
- If you wish to park, you will need to use a side street, as the parking lot is needed for staff.
- Please be aware of the Town of Newmarket parking bylaws, which include not parking or stopping adjacent to a school to drop your child off. (Do not stop in front of the school on Clearmeadow Blvd).
- We recommend establishing a safe meeting spot away from traffic for end of day.
- If you come onto school property, please wear a mask to protect yourself and others.

# Bus Reminders



- Wait 2 m apart
- Keep your distance while getting on the bus
- Wear your face mask
- Thoroughly wash hands or use hand sanitizer before boarding the bus (hand sanitizer stations are at every school entrance/exit)

# Late Arrivals

We ask all families to build in extra time for arrival at school to avoid being late. Students will not be travelling through hallways alone, so lateness will be challenging to manage.

If a student arrives late:

- Student is to ring the front door buzzer
- Students must line up 2 metres apart, wearing a face covering, while they wait
- Once the door is unlocked by the office, **ONLY** the student may enter the building and proceed to the main office
- Parents/Guardians are not able to enter to school.

# Student pick up during school hours

- This year we ask that pick ups during the day are **minimized** as much as possible
- Parents/guardians need to pre-arrange pickup with the office
- Parents/guardians ring the front door buzzer when they arrive at school and wait outside for their child
- Office Staff will record pickup in Sign In/Out Binder
- Due to our additional end of day procedures and outside dismissal process by class, pick ups close to the end of the day (from 3 pm) cannot be managed.

# Recess

- Staggered Recess times allow for only half the school to be outside at once.
- Every classroom cohort will have a zone to play within and cohorts of students do not mix.
- Teachers escort their classes to and from their outside zone for recess times
- Students are to wash hands or use hand sanitizer before and after recess
- All playgrounds/school play structures are closed for the time being
- Students are to maintain a physical distance while playing outside
- If indoors for recess, students must continue to wear their masks



# Lunch Guidelines

All students are asked to stay at school for lunch.

## **Students will:**

- eat in their classrooms at their desks - Boomerang lunches - all garbage returns home in lunch kit please, to reduce waste at school
- remain in their seats
- wash hands before eating (all classrooms have sinks/soap/hand sanitizer)

## **Students:**

- must bring their snack and lunch to school - lunch drop offs, including food deliveries, are not allowed at any schools at this time
- all special lunch/milk programs are cancelled for now
- we have hired additional School Lunch Assistants to assist us with additional supervision

# Dismissal


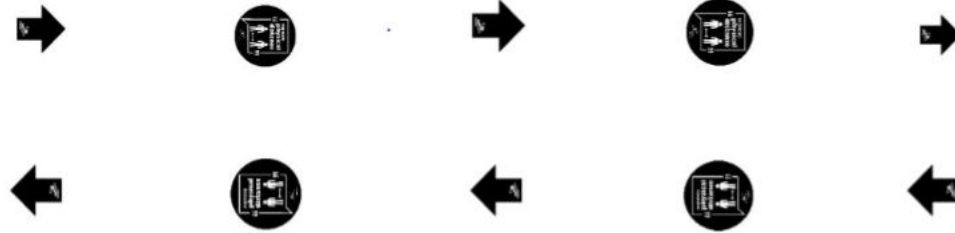
- Students are expected to wear a face covering when they exit the school at the end of the day
- Students are required to leave school property as soon as possible after dismissal from their designated zone outside
- Bus students will line up inside the front doors using socially distanced decals, based on assigned seating, and will enter the bus in their assigned seating order
- A separate email with further bussing details is being sent to all families who indicated on the YRDSB survey that they continue to require bussing for their child/ren this year

# Sharing Materials

- Students will be asked not to share any materials brought to school with others.
- Materials should easily fit in the student's backpack

# Movement in School

Directional floor decals have been installed to safely manage two way traffic while minimizing close contact. All staircases are also divided into two-way paths. Student movement throughout the school will be minimized and closely supervised. Doors will have signs to indicate use for entrance or exit. “Please Wait” decals are installed outside of the office and washrooms.



# Washroom Use

- Students are to maintain physical distance from others at all times within the washroom, where possible
- A washroom schedule has been set up for classes
- Students are to wash their hands when they enter and exit the washroom
- Students are to assess if the washroom has reached maximum usage as they enter (maximum 4 for our Gr. 1-8 washrooms on first and second floor)
- If the washroom is full, they stand on the “Please Wait” decals that have been placed 2 m. apart, until it is their turn

# Hand Washing/Sanitizing

Students are to wash hands or use hand sanitizer:

- Upon entering the classroom at morning arrival
- Before recess snack and after recess
- Before and after lunch
- After touching shared objects
- Before and after using the washroom
- After coughing, sneezing, and blowing one's nose
- Upon arriving at home

It is recommended that students do not bring their own hand sanitizer to school for issues of quality, fragrance and management of potential hazards. Hand sanitizer is at every school entry door and in every classroom.

Instructional Posters are in every classroom and teachers will be providing direct instruction for all new health and safety protocols, as well as those previously in place (for example thorough hand washing)

## HOW TO PUT ON A FACE MASK

Just as you cover your mouth when you cough or sneeze, wearing a mask provides an extra layer of protection to others.



- 1 Perform Hand Hygiene**  
Wash your hands for at least 20 seconds or use alcohol-based hand sanitizer.
- 2 Secure the elastic loops of the mask around your ears**  
If your mask has strings, tie them securely behind your head.
- 3 Cover your mouth and nose with the mask**  
Make sure there are no gaps between your face and the mask.
- 4 Do not touch the front of the mask while you wear it**  
Wash your hands with soap and water for at least 20 seconds or use alcohol-based hand sanitizer if you accidentally touch your mask.

## HOW TO REMOVE YOUR MASK

**Do not touch the front of your mask to remove it**

- 1** Wash your hands with soap and water for at least 20 seconds or use alcohol-based hand sanitizer.
- 2** Remove the elastic loops of the mask from around your ears or untie the strings from behind your head.
- 3** If you are wearing a disposable mask hold only the loops or strings and place the mask in a garbage bin lined with plastic. Cloth masks should be washed after each use.
- 4** Wash your hands with soap and water for at least 20 seconds or use alcohol-based hand sanitizer after taking the mask off and disposing of it or throwing in the laundry.

### A few tips to keep in mind


- Ensure the right side of the mask is facing outwards
- Do not share masks. Do not reuse single-use masks
- Do not use masks on children under the age of 2, anyone who has trouble breathing or is unable to remove the mask without assistance
- Replace a disposable mask once it becomes damp or soiled. Wash a cloth mask in the laundry after each use
- Do not leave any discarded masks in places where others can come in contact with them such as shopping carts, bus stops, or on the ground.
- Wearing a non-medical mask is NOT a replacement for physical distancing. Keep a 2-metre distance whenever possible to help stop the spread of COVID-19

For more information, visit [york.ca/COVID19](https://york.ca/COVID19)



## Samples of classroom posters

## How to use hand sanitizer



Rub hands for at least 15 seconds

- 1** Apply 1 to 2 pumps of product to palms of dry hands.
- 2** Rub hands together, palm to palm.
- 3** Rub in between and around fingers.
- 4** Rub back of each hand with palm of other hand.
- 5** Rub fingertips of each hand in opposite palm.
- 6** Rub each thumb clasped in opposite hand.
- 7** Rub hands until product is dry. Do not use paper towels.
- 8** Once dry, your hands are clean.

### Sources:

Ontario Agency for Health Protection and Promotion (Public Health Ontario), Provincial Infectious Diseases Advisory Committee. Best practices for hand hygiene in all health care settings [Internet]. 4th ed. Toronto, ON: Queen's Printer for Ontario; 2014. Available from: [https://www.publichealthontario.ca/\\_media/documents/bp-hand-hygiene.pdf?lang=en](https://www.publichealthontario.ca/_media/documents/bp-hand-hygiene.pdf?lang=en)

The information in this document is current as of March 16, 2020.

©Queen's Printer for Ontario, 2020



# Library/Learning Commons

- Until further notice, school libraries are closed (including book exchange, classes and makerspace).
- Our library will be open for teachers to access student resources for their class.





# Change Rooms

Until further notice, the change rooms are closed. Please wear clothing that is appropriate for learning outdoors and for physical activity. Wearing layers (t-shirt, sweatshirt) is recommended.

# Music

- For Health and Safety reasons, students are not to sing or do vocal music activities in classrooms.
- Wind Instruments cannot be used at this time.
- We will not be able to sing the national anthem. Students who usually stand for the playing of O-Canada will continue to do so.

# School Council

Our School Council meetings will take place virtually until further notice.

We have tentatively set our first virtual meeting for Wednesday September 30, at 6:30 pm.

More information to come!

# Meetings with Families

- At this time, parents/guardians are not able to enter the school building or meet face with face with staff
- However, parents can request a phone or virtual meeting
- Please use Edsby messaging to request a phone meeting with teachers
- Please call the school office if you are requesting a meeting time with Mrs. Stutt or Mrs. Legros
- We look forward to welcoming our students back to school, beginning tomorrow!